

CODE Checklist (Design Stage)

To provide a CODE (Design Stage) Assessment we require information to cover the following points:

- 1) A completed SAP 2005 Calculation worksheet.
(we can provide: ask us for a Quote).
- 2) A copy of the Design Stage Part L1A Building Regulations Compliance Checklist
(we can provide: ask us for a Quote).
- 3) Specification of Internal and External lighting.
- 4) Specification for Primary and Secondary heating systems.
- 5) Scale Drawings to show floor plans for each floor.
- 6) Scale Drawings to show elevations, sections and storey heights.
- 7) Scale Drawings showing (or schedule with sizes for) all openings, doors, windows & roof lights.
- 8) Site Plan to show orientation of building or North point.
- 9) Full specification of construction materials & source inc. heat and sound insulation
- 10) Is there any internal and external drying areas? Yes No


11) Details of any white goods.

12) Details of any Low or Zero carbon technologies.


13) Do you have any areas dedicated to Cycle storage?

Yes

No

 **Head Office:**

eliteenergy 1 Mariner Court,
Calder Business Park, Wakefield WF4 3FL

 0800 043 8100

 query@eliteenergy.org.uk

 eliteenergy.org.uk

National UK Coverage - 13 Regional Offices

Wakefield, Sheffield, Birmingham, Manchester,
Newcastle, Glasgow, Wrexham, Cardiff, Peterborough,
Milton Keynes, London, Plymouth, Portsmouth.



14) Is the design to include a Home office? Yes No

15) Details of Indoor and External water use.

16) Details of surface water run off and flood risk assessment.

17) Details of storage for non recyclable and recyclable household waste.

18) Details of Site Waste Management Plan or development construction cost.

19) Details of any facilities to compost household waste.


20) Will you be providing a Home User Guide? Yes No

21) Are you adopting the policy for Lifetime Homes? Yes No

22) Are you adopting and participating in the Considerate Constructor Scheme? Yes No

23) Do you have a strategy to monitor and operate site management procedures? Yes No

24) Will you be taking advice from ALO or CPDA? Yes No



25) Will you be appointing a Ecologist to make recommendations to the site and provide a site survey? If yes please provide details.

Yes

No


26) Will there be protection of ecological features during site clearance and construction? If yes please provide details.

Yes


No

Elite Energy also offer SAP Calculations and On Construction EPCs, Air Pressure/Tightness Testing, Sound Insulation Testing and Home Information Packs (HIPs).

Call us on 0800 043 8100 or visit our web site www.eliteenergy.org.uk for more information and to obtain a quote.

 **Head Office:**

eliteenergy 1 Mariner Court,
Calder Business Park, Wakefield WF4 3FL

 0800 043 8100

 query@eliteenergy.org.uk

 eliteenergy.org.uk

National UK Coverage - 13 Regional Offices

Wakefield, Sheffield, Birmingham, Manchester,
Newcastle, Glasgow, Wrexham, Cardiff, Peterborough,
Milton Keynes, London, Plymouth, Portsmouth.